

Reading Will Take You to Places that
You Never Thought You Could Go!!!



25 Book Campaign JACKSON MAIN ELEMENTARY

**"Good is Not Our Goal,
We Strive For Excellence!"**

Student's Name: _____

Teacher's Name: _____

School Year: _____

The Jackson Main Reading Pledge

It is time for me to get into reading gear,
I have to read at least 25 books by the end of this
year!

Reading is essential for everyone.
If I find the right book reading can be fun,

It is very important to read, read, read!
And 30 minutes each day is about what I need.

At the library I can borrow books for free,
And I will go to a library that is close to me.

By reading, I will learn new words each and
everyday,
And I can travel to places that are very far away!

I pledge to read some books out loud to family
and friends,
I pledge to read at least 25 books before the
school year ends!

Signature: _____

Literature Response

Directions: After reading your selection, choose one of the following sentence stems to write a response to what you read. Write your response on the next page.

After reading _____,
(the book, chapter, story, or poem)

I noticed...

A question I have is...

I wonder why...

I began to think of...

It seems like...

I can't really understand...

I'm not sure...

I know the feeling...

I loved the way...


I realized...

I was surprised...

If I were...

I discovered...



This image shows a single sheet of white paper with horizontal blue or grey ruling lines. The lines are evenly spaced and run across the width of the page. There is no handwriting or other markings on the paper.

Question Starters

Directions: Use the key words on the right column in order to develop questions related to your reading selection. On the following page answer these same questions.

Type of question

★ Recall:

who, what, list, repeat, identify, name, when, define

★ Analysis:

summarize, categorize, divide, separate

★ Comparison:

differentiate, compare, contrast

★ Inference:

predict, conclude, what if, anticipate, infer

★ Evaluation:

judge, defend, prove, assess, evaluate

Question Enders

Directions: On this page answer the questions that you wrote on the Question Starters page.

Type of question

★ **Recall:**

who, what, list, repeat, identify, name, when, define

★ **Analysis:**

summarize, categorize, divide, separate

★ **Comparison:**

differentiate, compare, contrast

★ **Inference:**

predict, conclude, what if, anticipate, infer

★ **Evaluation:**

judge, defend, prove, assess, evaluate



Teaching Worksheet




This worksheet may be completed in any order as you read, but you must fill in each section. There are two pages for this graphic organizer.



PREDICT (Do This Before You Read the Book)


Write one or two sentences that predict what the story will be about. Base your response on the title or any other information contained in this text.



CLARIFY (Think as you Read) DOES IT MAKE SENSE?


Write down any words, phrases, or ideas that you do not understand as you read. After you have written down the words or ideas that need clarification, try to figure out what they mean. If you are not able to clarify a word you can use a dictionary or you may ask a family member or a friend for help. If you do not need to clarify any words, phrases or ideas, write NONE in the space provided.

Teaching Worksheet



VISUALIZE - MAKE A PICTURE IN YOUR MIND

After you finish reading, draw a picture of what the story makes you see in your imagination. Draw it on this paper in the space below.




QUESTION - ASK "TEACHER-LIKE" QUESTIONS

Pretend you are the teacher and are going to give a test about what you have just read. Write three "teacher-like" questions about the story.

1.

2.

3.



SUMMARIZE

Complete this summary frame about the story you have just read.

The story about _____

begins with _____

_____, discusses (or develops) the idea that _____

_____ and ends with _____

Beginning

In this box you are to draw one thing that happened in the very beginning of the story.

In this space you are to write one sentence that summarizes the beginning of the story. The sentence should reflect (be about) what you have drawn.

Middle

In this box you are to draw one thing that happened in the middle of the story.

In this space you are to write one sentence that summarizes the middle of the story. The sentence should reflect what you have drawn.

End

In this box you are to draw one thing that happened at the end of the story.

In this space you are to write one sentence that summarizes the end of the story. The sentence should reflect what you have drawn.

Now draw a different event that occurred between the beginning and the middle of the book.

Write one sentence about the above event.

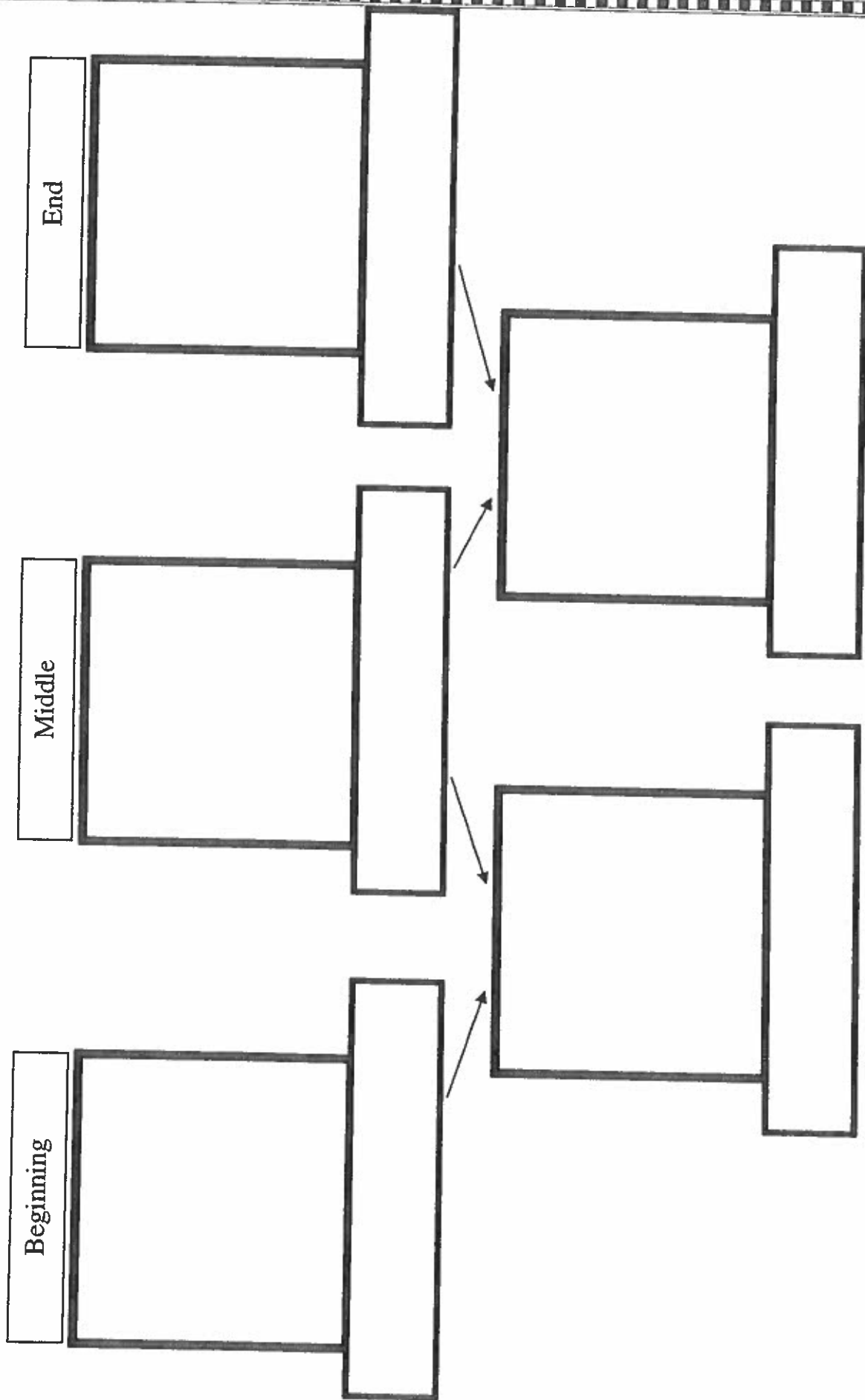
Draw a different event that occurred between the middle and the end of the story.

Write one sentence that summarizes what is happening in the picture above.

Beginning

Middle

End



Directions: In the boxes below identify three different examples of cause and effect from the book that you have just read.


Title of Book: _____

Author: _____

Illustrator: _____

Genre: _____

Cause



Effect

Cause



Effect

Cause



Effect



Reading Response



Title: _____

Author: _____ Illustrator: _____

1. What was your favorite part (or chapter) of the book? Why was it your favorite?

2. Did you enjoy this book? Why?

3. Think about your favorite character. What happened to your favorite character?

4. How would you feel if the same thing that happened to your character, happened to you?

5. Do you have any questions about this book? If so, write them down on the box below.

6. What do you think will happen if the author decided to write another part to this story? If you need more space, use another piece of paper.

Directions: In the Venn diagram below, compare two books that you have read.
List at least three ways that the books are the same and three ways that they are different.

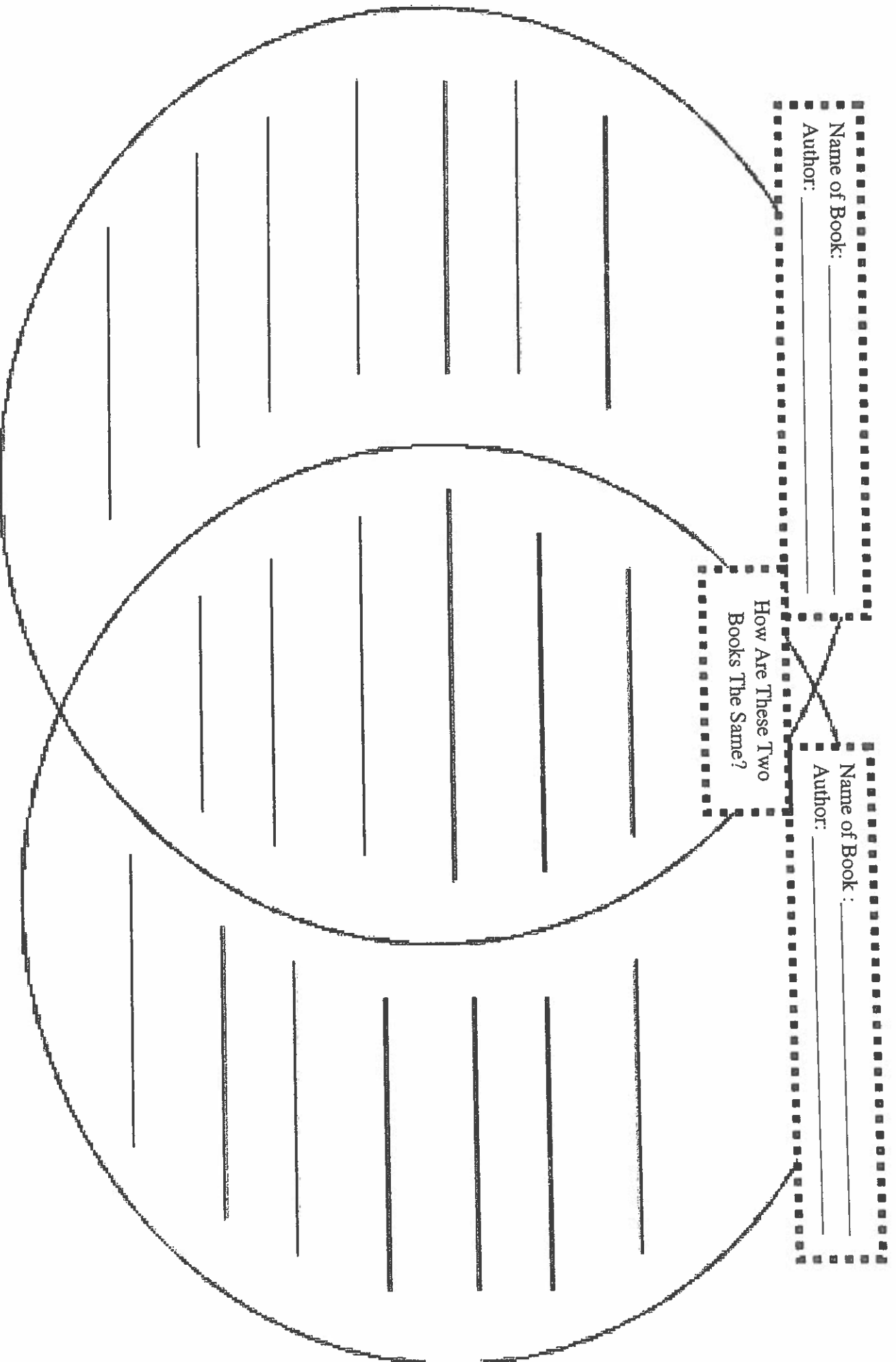
Name of Book: _____

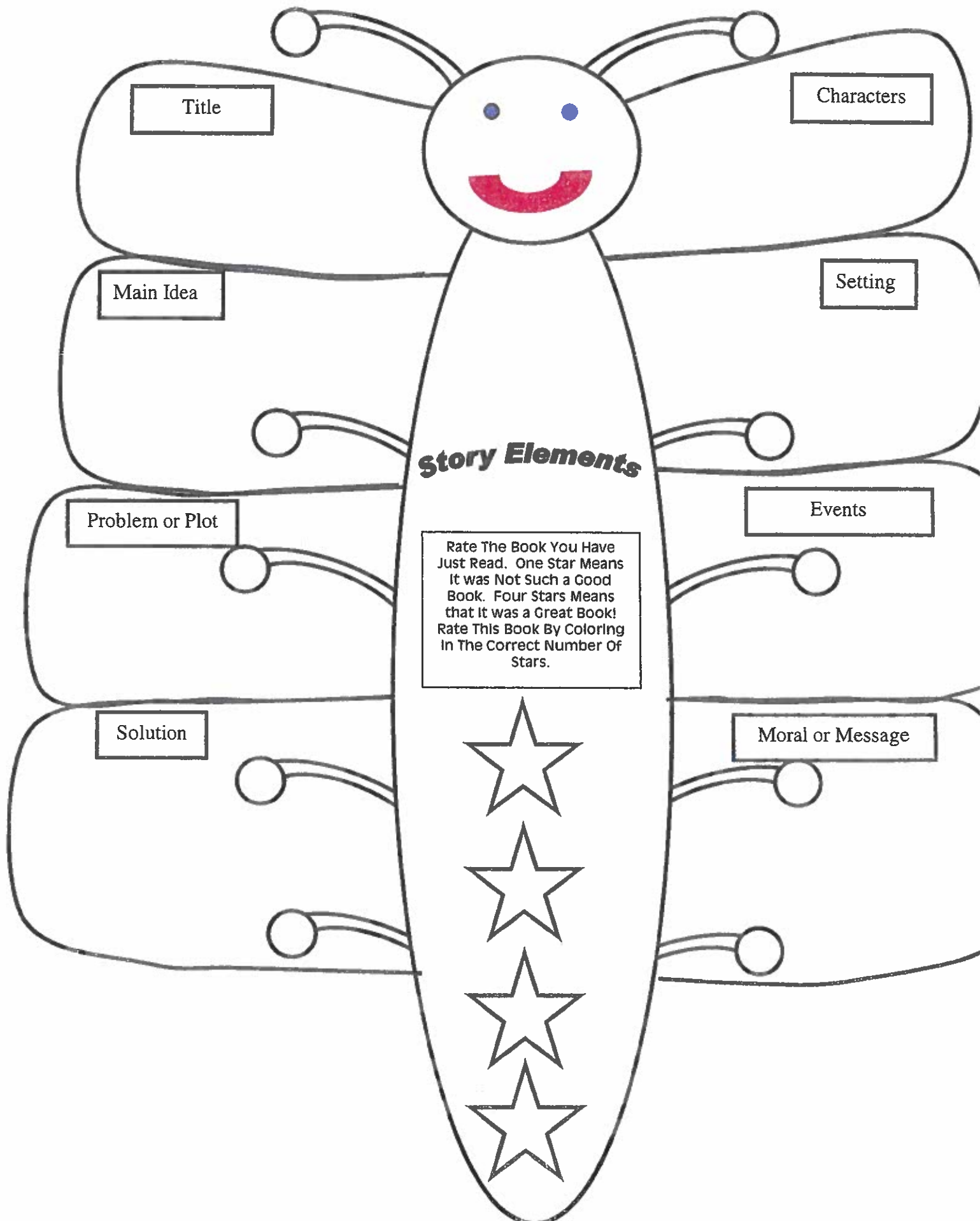
Author: _____

Name of Book : _____

Author: _____

How Are These Two
Books The Same?





Directions: Fill in each section of the Book Butterfly. Each section contains another story element. Don't forget to rate this book!

Making Text to Self Connections

Name of Book (Title): _____

Author: _____

Illustrator: _____

Genre: _____

Think about the characters in the book you have just read. Is there one character that you can relate to? On the lines below write about that character and determine why he or she reminds you of yourself (or someone else that you know).




In your essay be sure to:

- State the character's name
- Explain why this character reminds you of yourself or someone else.
- Give specific examples (at least two) from the story to prove your point.

“This character reminds me of myself because.....”



Draw a Picture of the Main Character in the Rectangle Below.



How did the Main Character feel in the Beginning of the Story and Why?

A large rectangular box with a dotted border, intended for writing about the main character's feelings at the beginning of the story.

How did the Main Character feel in the Middle of the Story and Why?

A large rectangular box with a dotted border, intended for writing about the main character's feelings in the middle of the story.

How did the Main Character feel at the End of the Story and Why?

A large rectangular box with a dotted border, intended for writing about the main character's feelings at the end of the story.

Title of Book:

Author:

Name of Main Character:

Directions: Write a letter to the author of the book that you read. Let him (or her) know how you felt about the book and why. Suggest a sequel to this book. State why you think someone would be interested in reading the sequel that you suggested.



Dear _____;

A series of horizontal lines for writing the letter.

Sincerely,


Characters



Describe three (3) of the characters in a book that you just read. You might describe their appearance, their personality, what role they played in the book or anything else about them. After you write about the character draw a picture of him (or her) in the box to the right.


Character's Name: _____

Description:




Character's Name: _____

Description:



Character's Name: _____

Description:



When You Read, Ask Yourself!

Book Title:

Setting

Where did it happen?
When did it happen?

Characters

Who are the most important
people or animals?



Problem

What was wrong?
What was the problem?

Events

What happened first?
Next? Then what happened?

Solution

How did they solve the problem?

Teacher: _____

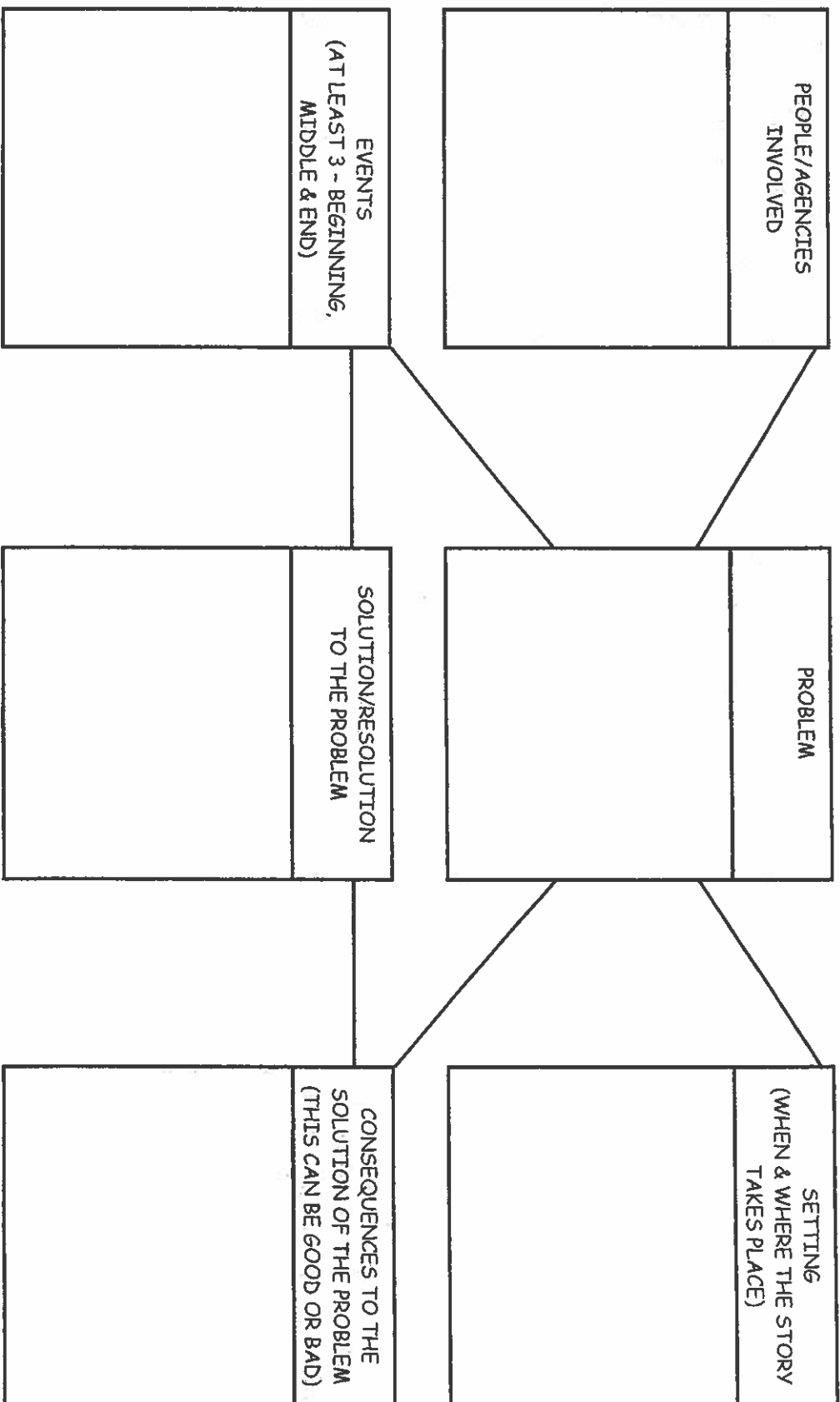
Jackson Main Elementary

Author: _____

Illustrator: _____

[illegible]

Problem Analysis



One-Sentence Summary Chart

Directions: Use the following chart to help you develop a summary about what you read. Then use the words from the chart to complete the summary sentence frame at the bottom of the page.


Identify the topic being summarized.	Tell what it begins with.	Tell what is in the middle - helpful words: covers, discusses, presents, and continues with.	Tell what it ends with.

Framed Sentence


began with _____

_____, continued with _____

_____, and ended with _____



Character Frame



Directions: Use the following character frame to study the characters from your reading selection.

CHARACTER	PERSONALITY TRAITS	ACTIONS WHICH SUPPORT TRAIT	CONVERSATION BY OR ABOUT THE CHARACTER WHICH ILLUSTRATES TRAIT

Directions

Draw one main event that occurred in the beginning of the book that you read, one that occurred in the middle and one from the end of the book.
Write one or two sentences to describe what happened at the beginning, middle and then the end.

Name of Book: _____




Author: _____

Illustrator: _____

Beginning

Middle

End



Tic Tack Toe

Directions: Each day after you read your book, write a summary of what you have read. Your summary should not be more than 3 sentences.

The 5 W's Chart

What happened?

Who was there?

Why did it happen?

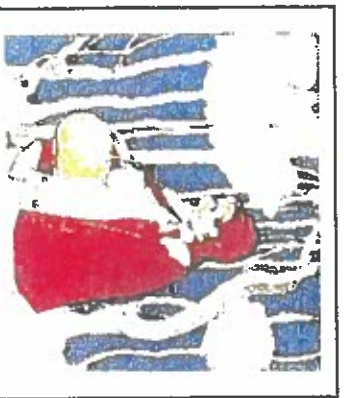
When did it happen?

Where did it happen?

Plot Graphic Organizer

Directions: In the boxes below fill in each part of the plot in complete sentences. In the box below draw a picture to illustrate each part of the plot that you described above.

Red Riding Hood has to take a basket of goodies to her sick Grandmother. Her mother warns her not to talk to strangers along the way.



Problem or Conflict

While going to her grandmother she encounters what seems to be a friendly wolf. But we all know there are no such things as "good wolves".



**Rising Action
The Conflict Builds**

The wolf gets to Grandma's house before Red Riding Hood and eats her sick Grandmother and then disguises himself in order to trap Red Riding Hood.



Climax


Luckily for Red Riding Hood, a strong Woodsman is working nearby and realizes that there is big trouble at the Grandmother's home. He is able to rescue both Red Riding Hood and the Grandmother.




Resolution

Plot Graphic Organizer


Directions: In the boxes below fill in each part of the plot in complete sentences. In the box below draw a picture to illustrate each part of the plot that you described above.




Problem or Conflict







Rising Action
The Conflict Builds



Climax



Resolution



Directions: In the Venn diagram below, compare the books that you have read. List at least three ways that the books are the same and three ways that they are different.

Left Circle:

Name of Book: _____

Author: _____

Right Circle:

Name of Book : _____

Author: _____

Intersection:

How Are These Two Books The Same?

Characterization

Draw a picture of the main character of your book. Then in the three boxes on the right find three words that describe that character and state **why** that word describes that character.

PICTURE OF THE MAIN
CHARACTER

THREE (3) WORDS THAT DESCRIBE
THIS MAIN CHARACTER AND WHY




Characters



Describe three (3) of the characters in a book that you just read. You might describe their appearance, their personality, what role they played in the book or anything else about them. After you write about the character draw a picture of him (or her) in the box to the right.


Character's Name: _____

Description:




Character's Name: _____

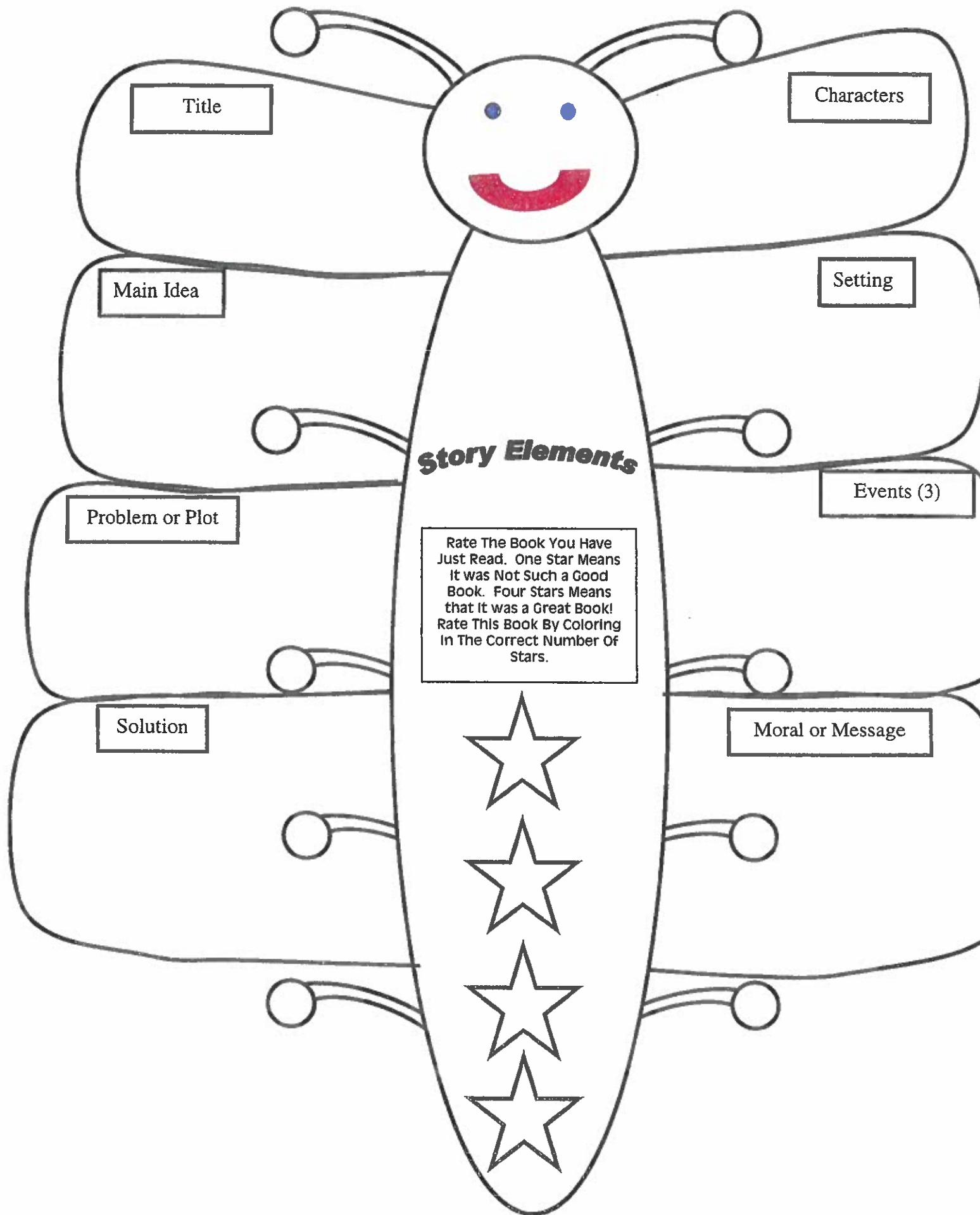
Description:



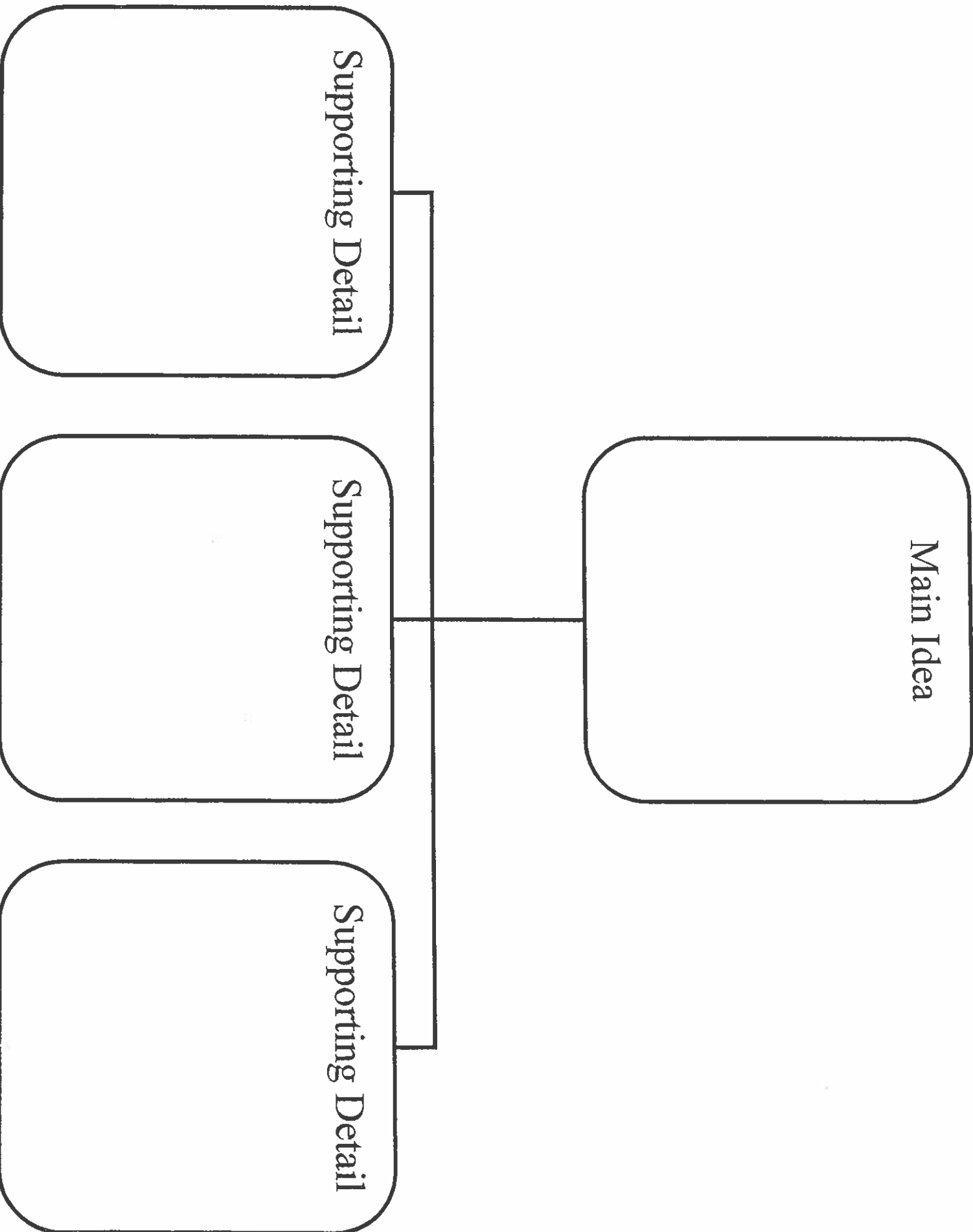
Character's Name: _____

Description:





Directions: Fill in each section. Each section contains another story element. Don't forget to give three events – one from the beginning, one from the middle and one from the end of this book.



MAIN IDEA

DETAILS

```
graph TD; A[MAIN IDEA] --- B[DETAILS]; B --- C[ ]; B --- D[ ]; B --- E[ ]
```

```
graph TD; A[MAIN IDEA] --- B[DETAILS]; B --- C[ ]; B --- D[ ]; B --- E[ ]
```

```
graph TD; A[MAIN IDEA] --- B[DETAILS]; B --- C[ ]; B --- D[ ]; B --- E[ ]
```

	Date	Title of Book	Author	Did you like the book? Why or why not?
1.				
2.				
3.				
4.				
5.				
6.				
7.				
8.				
9.				
10.				
11.				
12.				

13.				
14.				
15.				
16.				
17.				
18.				
19.				
20.				
21.				
22.				
23.				
24.				
25.				